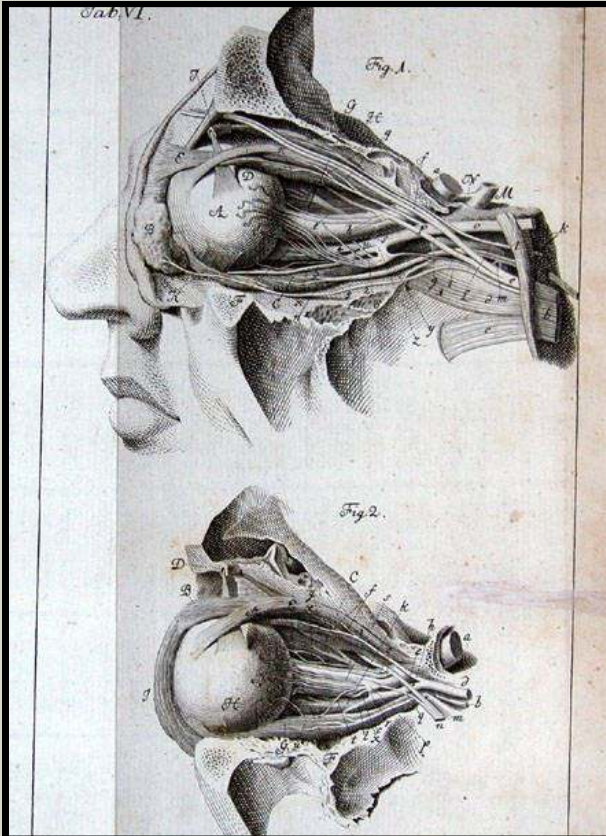


Notes from the  
John Martin Rare Book Room  
March 2015


JOHANN GOTTFRIED ZINN (1727-1759). *Descriptio anatomica oculi humani*. Göttingen: Apud viduam B. Abrami Vandenhoeck, 1755.




Johann Gottfried Zinn was a German anatomist and botanist member of the Berlin Academy.

His name is preserved in those of several of the finer structures of the eye: the central artery of Zinn, circulet of Zinn, zonule of Zinn, etc. In addition, it is from Zinn's description of the the orchid genus *Epipactis* that we have the "Zinnia" flower.

Zinn, one of Haller's best pupils at Göttingen, became professor of medicine there. Although he died very young, he produced this important book on the anatomy of the eye which is a fundamental work in the history of ophthalmology.



Included in *Descriptio anatomica oculi humani* are seven excellent folding plates, all of which have been digitized and are available at: <http://digital.lib.uiowa.edu/cdm/compoundobject/collection/jmrbr/id/3161/rec/1>



Hardin Library for the Health Sciences  
Room 446  
University of Iowa  
Iowa City, IA 52242  
319/335-9154  
[donna-hirst@uiowa.edu](mailto:donna-hirst@uiowa.edu)  
<http://www.lib.uiowa.edu/hardin/rbr/>

  
THE UNIVERSITY OF IOWA LIBRARIES