



Learning Commons Monthly Report

December 2014

Table of Contents

I.	Programming	2
	Express Workshops	
	Tours	
	Partnerships	
	Digital Displays	
II.	Services	3
	Service Desk	
	Roving	
	Staff	
	Services	
	Food For Thought Cafe	
III.	Technology	4
	Group Rooms	
	Computer Usage	
	Software Usage	
	Printing Usage	
	Peripherals Usage	
IV.	Usage	8
	Building Entrances	
	User Activity	

Programming



The Learning Commons encourages academic success by developing and presenting academic programs and workshops designed to meet the educational needs and interests of the undergraduate student population at the University of Iowa

Express Workshops



Express Workshops are offered every Tuesdays at 4pm and are held in Group Area D, across from the Food For Thought Café. The following were held:

- 0 people attended *Getting Organized*
- 0 people attended *E-Books*

Due to low attendance the Express Workshop series will not be held in the spring. The series may be picked up again at a later date.

Tours



Libraries and campus partners are interested in the Learning Commons space. No tours were coordinated in the month of December.

Partnerships



Campus partner activities play an important role in the Learning Commons for student success. The following represent regular campus partner sessions as well as special offerings:

- *Statistics Tutoring Lab offered 16 sessions.*
- *Writing Centering Tutoring offered 20 appointments for 20 students.*
- *SWAT Tutoring helped 168 students.*
- *UISG Sustainability Committee held two sustainability programs.*
- *23 class presentations were held in the Learning Commons.*
- *History Department held 6 Write-In sessions.*
- *The Digital Studio for Public Arts & Humanities held live streaming Studio Talk event.*
- *Student Health & Wellness offered 1 yoga session.*
- *Learning Commons & University Libraries held a series of finals week activities.*
 - *Night Against Procrastination with Student Health & Wellness and the Math Tutoring Center*
 - *Therapy Dogs*
 - *Free popcorn & coffee*
 - *Soundscape*
 - *Survival Kits*
- *University of Iowa Police Department held 1 Cops and Donuts event.*

Digital Displays



The Learning Commons Coordinator works with ITS, Libraries, and campus partners to ensure the digital displays promote events, resources, and services that take place in the Learning Commons or Main Library. The following were displayed:

- *Ice Skating at the IMU, CAB*
- *Comedian Pete Holmes, CAB*
- *Annabelle, CAB*
- *Teenage Mutant Ninja Turtles, CAB*
- *IC Red Week Studio Talk, Digital Studio for Public Arts & Humanities*
- *UI Libraries is on Twitter, University Libraries*
- *Hack & Help Office Hours, Digital Studio for Public Arts & Humanities*
- *Have an Internship?, Pomerantz Career Center*
- *Venture School: Business Model Competition, JPEC*
- *Holiday Thieves' Market, Fine Arts Council*

Services



The Main Library staff strive to provide relevant and timely assistance to our users for the entire Main Library.

Service Desk

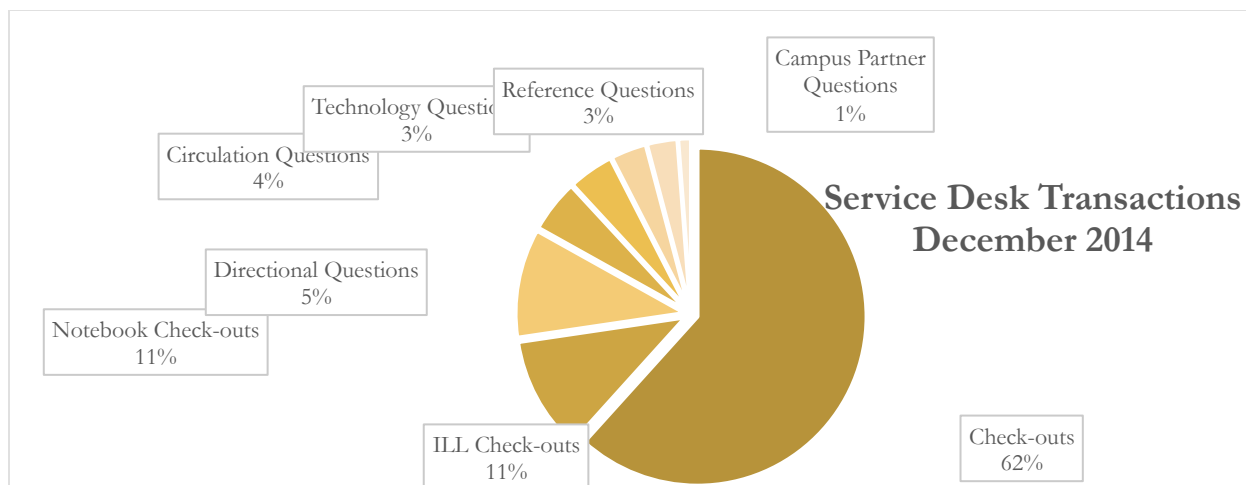


Library staff and student workers use Suma software to manually count circulation, directional, technology, reference, and campus partner questions asked at the Service Desk. Reports are provided that count book/media check-outs, ILL check-outs, and notebook check-outs.

There were 8,358 total transactions at the Service Desk:

- 5,156 book/media check-outs
- 917 ILL check-outs
- 872 notebook check-outs
- 420 directional questions
- 363 circulation questions
- 286 technology questions
- 243 reference questions
- 101 campus partner questions

Tuesday, December 2nd, was the busiest day with 559 transactions
Saturday, December 20th, was the least busy day with 53 transactions



Roving



Library staff used Suma software to manually count questions asked while stationed at an “ask me” booth located at each entrance. This service was not offered in December.

Staff



Training Sessions for Service Desk staff are offered every other week. No sessions were offered in December.

Services



We strive to meet the needs of our users by expanding our core services. There were no new services offered in December.

Food For Thought Cafe



The Food For Thought Café had 31,552 transactions (24,468 transactions in December 2013).

Technology



Technology plays an important role in student success: from reserving a group room to work on group projects, to using the software on the ITS provided computers, to checking out a notebook, to checking out a notebook charger.

Group Rooms



Students can reserve a group room or area on-site using the Evoko touch screen by each location or by reserving online through their Hawkmail/email account.

- 3,193 total reservations were made for the group rooms and areas
- Average of 133 reservations per room/area
- Average of 103 reservations per day
- Reservation method

- 2,781 made online
 - 412 made on-site
- *Group Room*
 - 1114 & 1115 (orange) most used with 175 reservations
 - Group Area F least used with 34 reservations
- *Peak and Low times*
 - Sunday, December 14th, busiest with 202 reservations
 - Thursday, December 25th-Sunday, December 28th. least busy with 0 reservations

Computer Usage

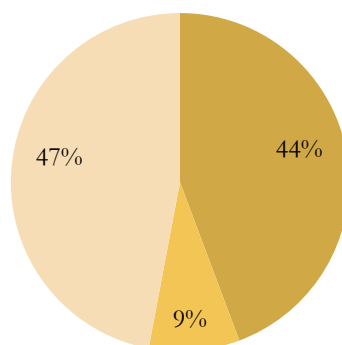


The Main Library Learning Commons offers 90 desk-top computers. The following is the hours used, broken down by the zones.

- *Format*
 - 41,115 total PC hours.
 - 3,317 total Mac hours.
 - 44,432 total computer hours.
- *Location*
 - 219 hours per computer (90 computers total) – learning commons.
 - 257 hours per computer (13 computers total) – service commons (first floor).
 - 144 hours per computer (149 computers total) – second floor ITC.

Total Computer Hours, December 2014

■ Learning Commons ■ Service Commons (First Floor) ■ Second Floor ITC



Software Usage



The Main Library computers offers many software options for students to use. The following are the top 10 programs used:

- *Google Chrome*
- *Microsoft Word*
- *Internet Explorer*
- *Firefox*
- *Adobe Reader*
- *Microsoft PowerPoint*
- *iTunes*
- *LanSchool Student*
- *Microsoft Excel*
- *Microsoft Office Outlook*
- *Calculator*
- *Safari*

Printing Usage

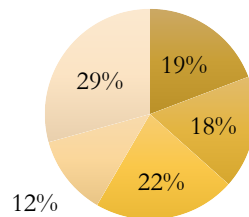


The Main Library has the largest amount of printing on campus.

- *300,469 total pages printed*
- *Locations*
 - *52,198 – east LC*
 - *57,772 – north LC*
 - *65,460 – south LC*
 - *36,974 – service commons (first floor)*

Printing Usage, December 2014

- Learning Commons - North
- Learning Commons - East
- Learning Commons - South
- Service Commons (First Floor)
- Second Floor ITC



Peripherals Usage



Different cables and cords are available for check-out at the Service Desk to facilitate usage of the monitors in the group rooms and areas.

- HDMI cables were checked out 263 times.
- Mac lap-top chargers (UISG provided) were checked out 126 times.
- VGA cables were checked out 77 times.
- Mini DisplayPort Mac (VGA) adapters were checked out 55 times.
- PC lap-top chargers (UISG provided) were checked out 52 times.
- Mini DisplayPort Mac (HDMI) adapters were checked out 29 times.
- MagSafe to MagSafe2 converters were checked out 29 times.
- Dell mice checked out 18 times.
- Ethernet cables were checked out 17 times.
- Lightning Mac (HDMI) adapters were checked out 15 times.
- 30-pin Mac (VGA) adapters were checked out 4 times.
- Wireless presentation advancers checked out 1 time.
- Lightning Mac (VGA) adapters were checked out 0 times.

Usage

Building Entrances

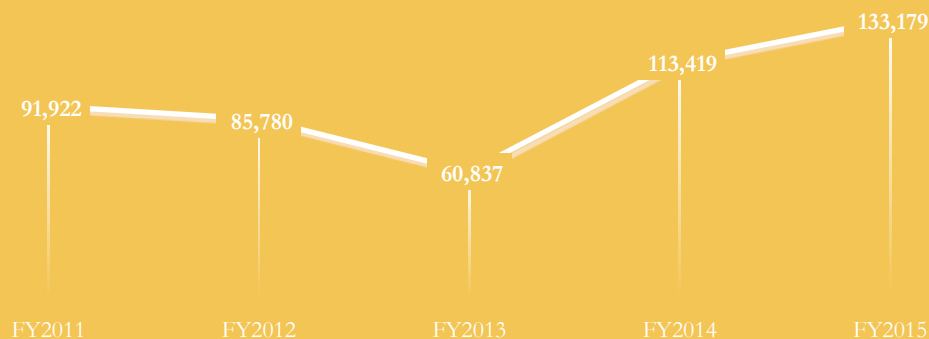


Cameras installed at each entrance and at the Service Desk count bodies entering the building and entering the library collections. The cameras are currently being evaluated and adjusted to improve accuracy.

- 133,179 entered the Main Library
- 173,818 entered the Main Library Collections

BUILDING ENTRANCES, DECEMBER 2014

Number of People



Occupancy



Cameras installed at each entrance and at the Service Desk count bodies entering and exiting, generating an occupancy count for both the Learning Commons and the Library Collections. Automatic reset was disabled during the month of December and a hand key was not immediately implemented. While these numbers are more accurate than November, the accuracy is still not reliable.

There were a total of 2,433,145 occupants counted in December.

- 1,475,403 in the Learning Commons.
- 957,742 in the Library Collections.

3pm to 4pm was the highest occupied hour with 128,197 users.

Thursday, December 18th had the most occupants with 320,426 users.

User Activity



Student workers use an iPad and the Suma software to manually count users in the Learning Commons during the reference sampling week. Users were not counted in December